

TIMBER PROJECT GUIDE

Interior & Exterior Collection



Contents

Interior

PREPARATION

Sanding Sealer	5
----------------------	---

FLOORING STAINS

Timber Floor Stain & Varnish Black Japan™	6
Timber Floor Stain & Varnish Liming White	7

FLOORING CLEARS

Timber Floor Oil	8
------------------------	---

FURNITURE STAINS

Proofint Traditional Stain	10
Stain & Varnish	11
Stain & Varnish Liming White	11

FURNITURE CLEARS

Clear Varnish	12
Scandinavian Oil	12
Fine Buffing Oil	13
Kitchen Timber Oil	13
Wipe-On Poly	13
Glass Finish	13

FURNITURE POLISHES

Hard Wax	14
Soft Wax	14
Kitchen Timber Wax	14
Furniture Polish	15
Surface Restore	15
Orange Oil	15

SPECIALTY FURNITURE FINISHES

French Polish	16
---------------------	----

Exterior

PREPARATION

Woodclean™	18
------------------	----

DECKING & EXTERIOR OILS

Wet Look Decking Oil	19
Traditional Timber Oil	20

DECKING & EXTERIOR STAINS

Timber & Deck Stain	21
---------------------------	----

FURNITURE OILS

Outdoor Furniture Oil	22
-----------------------------	----

EXTERIOR CLEARS

Weatherproof Varnish	23
----------------------------	----

Product Reference Table

Interior	24
Exterior	26

www.feastwatson.co.nz

Customer Service Team **0800 222 687**

150 Hutt Park Road, Gracefield, Lower Hutt, Wellington 5010



Feast Watson. Professional timber finishes.

We love timber. It has been used for thousands of years for buildings, furniture and decoration and it continues its popularity today because of its versatility, warmth, character and natural beauty. Enhancing and preserving the natural beauty of timber has been Feast Watson's aim since our beginnings in Sydney in 1922. We've grown by innovating new products with advanced UV and weather resistance, durability and ease of application. Each product in this guide is designed to give a long-lasting, beautiful finish to timber.

Feast Watson products are the choice of discerning woodcare enthusiasts and trade professionals who share our love of timber. Our wide range of finishes and colours enable you to get the perfect finish for every timber project.

A modern interior scene featuring a wooden side table, a grey sofa, a potted plant, and a wooden chair. The side table is made of light-colored wood with a flared top and a tapered base. On top of it are several wooden bowls, a small light blue bowl, and a white mug. The sofa is upholstered in a light grey fabric and has several pillows, including a textured white one. A large potted plant with broad green leaves is on the left. A wooden chair is partially visible in the foreground. The floor is made of dark grey wood. The text "Interior Collection" is overlaid in the center in a white serif font.

Interior Collection

Preparation

For the best result on your interior timber, it's important to prepare the surface before coating. It's crucial to ensure the timber has been sanded to a smooth surface and all sanding dust has been removed prior to coating.

SANDING SEALER

A clear, fast-drying timber sealer that dries to fill the timber grain. Once sanded back, it provides a super smooth surface which can be stained and top coated to achieve a mirror finish with varnish or french polish.

Use on:	Ideal for filling open grain timbers.
Coverage:	8–10m ² per litre
No. of coats:	1–2 depending upon grain depth.
Sanding time:	6 hours
Clean up:	Mineral turpentine
Pack size:	250ml, 1L



Flooring Stains

TRANSFORM THE TIMBER LOOK



TIMBER FLOOR STAIN & VARNISH BLACK JAPAN™

Timber Floor Stain & Varnish Black Japan is a one-step, durable protection product to help achieve your dream rich black flooring.

With this semi-transparent Black Japan stain and varnish, you can transform your interior timber and flooring with a beautiful, deep colour scheme, without losing the traditional timber grain pattern.

This product is oil-based, with a professional clear polyurethane, perfect for interior timber and parquet floors.

Use on:	Bare timber and cork flooring (existing timber must be sanded back to bare before coating with Timber Floor Stain & Varnish)
Coverage:	8m ² per litre
No. of coats:	1-3*
Recoat:	12 hours
Clean up:	Mineral turpentine
Pack size:	4L



2 Coats

3 Coats

*This is a three coat flooring system. If the desired colour is achieved in less than three coats, complete the system with Feast Watson Floorseal Oil.

6 The final appearance of timber finishes is affected by many factors including timber colour and species, and the number of coats (the higher the number of coats, the darker the colour). This brochure should be used as an indicative guide of colour only.

TIMBER FLOOR STAIN & VARNISH LIMING WHITE

Create a new airy, bright feel to any room with the Timber Floor Stain & Varnish Liming White.

This traditional whitewash stain contains clear polyurethane for a one-step finish and durable protection for interior timber floors.

You can trust that our Timber Floor Stain & Varnish will not yellow over time and have the flexibility to build your opacity and whiteness. You can be the designer!

With your new whitewash floorboards and timber, you can achieve that calming, bright sophisticated look.

Use on:	Bare timber and cork flooring (existing timber must be sanded back to bear before applying Timber Floor Stain & Varnish Liming White)
Coverage:	8m ² per litre
No. of coats:	1-3*
Recoat:	2 hours
Clean up:	Water
Pack size:	4L



Liming White 2 Coats Liming White 3 Coats Velvet Pistachio Lavender Field Skye Smooth Coral Natural Buttercup



Macaroon Dream Scandinavian Light Provincial Coast Danish Dust Parisian Dove Armada Ash

*This is a three coat flooring system. If the desired colour is achieved in less than three coats, complete the system with a suitable water based clear floor coating. Colours can be tested using Feast Watson Stain & Varnish Liming White 250ml sample pots. All colours tinted in store. Samples shown on Tawa. Tinted samples show 3 coats.



Flooring Clears

ENHANCE THE TIMBER LOOK



TIMBER FLOOR OIL

Feast Watson Timber Floor Oil is a traditional, natural timber oil carefully extracted from the nut of the Tung tree. This beautiful oil penetrates deeply into timber and dries to a subtle matt finish. Simply wax and buff to achieve a lustrous sheen.

Feast Watson Timber Floor Oil is easy-to-apply and maintain, as you do not have to sand the surface prior.

Use on:	All interior timber including floors, furniture, benchtops and panelling.
Coverage:	10-12m ² per litre
No. of coats:	2+
Recoat:	24 hours
Clean up:	Mineral turpentine
Pack size:	1L, 4L

Note: Feast Watson Timber Floor previously Feast Watson Tung Oil

⁸ The final appearance of timber finishes is affected by many factors including timber colour and species, and the number of coats (the higher the number of coats, the darker the colour). This brochure should be used as an indicative guide of colour only.



Furniture Stains

TRANSFORM THE TIMBER LOOK



PROOFTINT TRADITIONAL STAIN

A unique, fast-drying, spirit based stain that allows the full clarity of the timber grain to show through after staining. Dilute with Proofint Colour Reducer to achieve lighter shades. Proofint can also be added to Feast Watson Clear Varnish, Feast Watson Liming White (oil-based) and Glass Finish, creating a one-step stain and varnish.

Use on:	All interior timber including floors, furniture, trim, panelling, window frames, skirting boards, doors, plywood and MDF.
Coverage:	Approx. 8m ² per litre undiluted*
No. of coats:	1 or more as desired.
Recoat:	30 minutes (neat), 1 hour (diluted)
Top coat:	30 minutes (neat), 12 hours (diluted)
Clean up:	Methylated spirits
Pack size:	250ml, 1L**




*If mixed with other products, use coverage rate applicable to those products. **1L only available in most popular colours. Samples shown on European Beech coated with Proofint applied at 3 parts Reducer with 1 part colour and top coated with Feast Watson Clear Varnish.

10 The final appearance of timber finishes is affected by many factors including timber colour and species, and the number of coats (the higher the number of coats, the darker the colour). This brochure should be used as an indicative guide of colour only.

STAIN & VARNISH

A traditional timber stain combined with a clear polyurethane for one-step timber colour and protection. It adds rich colour to timber and preserves the timber by protecting it with a highly durable clear finish. Designed with superior clarity, it enhances the natural characteristics of the timber grain. Available in gloss and satin.

Use on:	All interior woodwork including furniture, trim, panelling, window frames, skirting boards and doors. Not suitable for flooring.
Coverage:	10–12m ² per litre
No. of coats:	1–3*
Recoat:	12 hours
Clean up:	Mineral turpentine
Pack size:	250ml, 1L




Rich Jarrah 1 Coat

Black Japan 1 Coat

Chocolate Walnut 1 Coat

Aged Teak 1 Coat



Rich Jarrah 2 Coats

Black Japan 2 Coats

Chocolate Walnut 2 Coats


Aged Teak 2 Coats

* 3 coats of varnish is required. If the desired colour is achieved with the first coat, complete the 3 coat requirement with Feast Watson Clear Varnish. Colours shown on Radiata Pine.

STAIN & VARNISH LIMING WHITE

A water-based formula that gives a soft, milky white effect to timber and simultaneously preserves the stain by protecting it with a durable clear finish. The water-based formula is non-yellowing, and imparts colour without obscuring the natural characteristics of the timber grain. One coat gives a subtle, pale colour; multiple coats will build the opacity and whiteness. It is convenient to apply as it is fast-drying, low odour and all application equipment can be cleaned up with water. Available in satin.

Use on:	All interior woodwork including furniture, trim, panelling, window frames, skirting boards and doors. Not suitable for flooring.
Coverage:	10–12m ² per litre
No. of coats:	1–3*
Recoat:	2 hours
Clean up:	Water
Pack size:	250ml, 1L




Liming White 2 Coats

Liming White 3 Coats

Velvet Pistachio

Smooth Coral

Lavender Field



Natural Buttercup

Skye

Macaroon Dream

Note: for best results, seal uncoated or tannin rich timber with Feast Watson Proofseal before applying Stain & Varnish Liming White.
* 3 coats of varnish is required. If the desired colour is achieved with the first coat, complete the 3 coat requirement with a suitable water based clear coating. All colours tinted in store. Tinted colour shows 3 coats. All samples are shown on European Beech.

Furniture Clears

ENHANCE THE NATURAL LOOK



CLEAR VARNISH

A clear, silky smooth, polyurethane finish that provides excellent protection against wear and scratches. Proofint can be added to Clear Varnish to create a one-step stain and varnish, or alternatively, the surface may be stained directly with Proofint prior to applying the finish. Available in gloss, satin or matt.

Use on:	All interior furniture including panelling, doors, windows, architraves and trim. Not suitable for flooring.
Coverage:	10–12m ² per litre
No. of coats:	3
Recoat:	8 hours
Clean up:	Mineral turpentine
Pack size:	250ml, 500ml, 1L, 4L



SCANDINAVIAN OIL

A clear blend of penetrating oils and resins that can be applied to raw timber to highlight the natural grain and colour. When applied to the surface it rejuvenates the timber and removes any accumulated scratches and blemishes.

Use on:	All interior woodwork including furniture, architraves, trims, blinds and panelling.
Coverage:	15–18m ² per litre
No. of coats:	2 or more, dependent on density of wood and desired finish.
Recoat:	8 hours
Clean up:	Mineral turpentine
Pack size:	250ml, 1L

FINE BUFFING OIL

A special blend of penetrating tung oil with hard-drying beeswax and carnauba wax, providing a traditional hand rubbed finish for all interior woodwork. It's suitable for use over previously sealed or varnished timber and is perfect for restoring a lustre to worn surfaces. Ideal for lathe work.

Use on:	All interior woodwork and furniture including cabinets, architraves, doors, trims and panelling.
Coverage:	20m ² per litre
No. of coats:	1 or more as desired.
Recoat:	12 hours
Clean up:	Mineral turpentine
Pack size:	250ml



KITCHEN TIMBER OIL

An oil containing clear natural tung oil for nourishing and protecting timber benches, cutting boards, salad bowls and all interior timber. Once dry, it gives a natural matt finish that is resistant to water and spills. Contains tung nut oil.

Use on:	Interior timber including benchtops, cutting boards, furniture, cabinetry and trims.
Coverage:	10–12m ² per litre
No. of coats:	2 or more, dependent on density of wood and desired finish.
Recoat:	24 hours
Clean up:	Mineral turpentine
Pack size:	250ml, 1L



WIPE-ON POLY

A clear, silky smooth, oil-based polyurethane finish that provides durable protection with classic, hand-rubbed beauty. It is easily applied with a cloth, without any drips or brush marks. Available in gloss or satin.

Use on:	All interior woodwork including furniture, doors, windows, architraves, panelling and trims.
Coverage:	16m ² per litre
No. of coats:	As many as necessary to achieve desired result.
Recoat:	6 hours
Clean up:	Mineral turpentine
Pack size:	1L



GLASS FINISH

A two part, high build epoxy which provides an extremely durable, high gloss, glass-like finish. Glass Finish is extremely tough, hard-wearing, and scratch-resistant. A single application of Glass Finish is equivalent to 60 coats of traditional varnish.

Use on:	All interior timber furniture and accessories.*
Dry:	Touch dry 24 hours. Light use 36 hours. Full curing after 7 days.
Clean up:	Epoxy thinners
Pack size:	1m ² kit



*Ideal for small craft or decoupage projects, and highly recommended for interior timber benches and table tops. Suitable as an embedding or casting medium. Not suitable for exterior timber, flooring or vertical surfaces.



Furniture Polishes

ENHANCE THE NATURAL LOOK



HARD WAX

A premium carnauba wax for a natural finish on interior timber furniture. Hard Wax rejuvenates and protects coated interior timber furniture and can be buffed to impart a lustrous sheen. It highlights the intricacies of turned wood and protects the surface from stains and water. Provides a harder finish and is longer lasting than Feast Watson Soft Wax.

Use on:	Interior timber furniture
No. of coats:	1 or more as desired
Clean up:	Mineral turpentine
Pack size:	125g

Coat raw timber with Feast Watson Proofseal before applying wax.



SOFT WAX

Restore your beautiful interior timber with an elegant wax finish and bring back the traditional timber glow you love with Feast Watson Soft Wax.

With a blend of refined oils and waxes, Soft Wax protects, rejuvenates and enhances the natural beauty of fine timber, while restoring your desired level of sheen. With no buffing required, Soft Wax is also much easier to apply than Hard Wax, ensuring your restoration is simple and easy.

Use on:	Detailed timber furniture and home décor
No. of coats:	1
Clean up:	Soak application cloths in water prior to disposal
Pack size:	125g



KITCHEN TIMBER WAX

Feast Watson Kitchen Timber Wax is formulated with a food grade mineral oil, Australian beeswax, and is fragrance free.

Feast Watson Kitchen Timber Wax also requires no buffing or extra application work, so you can have confidence that your kitchen favourites will receive an easy-to-use treatment, leaving them protected and looking their best.

Feast Watson Kitchen Timber Wax is ideal for timber chopping boards, chopping blocks, utensils and bowls.

Use on:	Chopping Boards, Timber bowls, Utensils and other timber kitchen items
No. of coats:	1
Clean up:	Warm water & soap
Pack size:	125g



FURNITURE POLISH

Enhance the beautiful, natural characteristics of your timber with Feast Watson Furniture Polish.

Containing a unique combination of refined oils, this silicon-free polish can restore that newly renovated shine back to your timber, and diminish fine scratches quickly and easily.

Use on:	Coated interior timber furniture. Not suitable for uncoated timber
No. of coats:	1
Clean up:	Warm water & soap
Pack size:	500ml



SURFACE RESTORE

Attain a traditional, classic finish to your interior timber with Feast Watson Surface Restore.

Surface Restore not only protects your timber, but can be used to restore your beautiful gloss or satin timber to it's original glory.

With a special blend of penetrating Tung oil with hard-drying beeswax and carnauba wax, Surface Restore can be applied and then buffed to achieve a sophisticated, classic rubbed finish.

Use on:	Ideal for worn furniture, cabinets, trims and all interior woodwork
No. of coats:	1 - More coats can be applied to achieve a higher sheen
Clean up:	Mineral Turpentine. Soak application cloths in water prior to disposal
Pack size:	250ml



*Ensure surfaces have thoroughly dried before exposing to food.

ORANGE OIL

A silicone free oil that cleans and restores the natural beauty of timber. It is ideal for maintaining a satin finish on antiques and fine furniture and rejuvenating tired old wood. Perfect for use on chopping boards.

Note: Mastertouch Orange Oil gives a golden hue to pine.

Use on:	To nourish unpolished surfaces and keep wooden, wicker and cane furniture in good condition
No. of coats:	As desired
Clean up:	Mineral turpentine
Pack size:	250ml



*Ensure surfaces have thoroughly dried before exposing to food.

Specialty Furniture Finishes

TRANSFORM THE TIMBER LOOK



FRENCH POLISH

Warm, high gloss french polish. A shellac-based spirit varnish for use on furniture where a deep patina is desired. Use French Polish to achieve a warm, high gloss french polished finish for fine timber furniture. It is an authentic finish for the restoration of antique furniture and french polished surfaces.

Use on:	Fine furniture and french polish surfaces*
Coverage:	12-14m ² per litre
No. of coats:	4+
Recoat:	1 hour
Clean up:	Methylated spirits
Pack size:	250ml

*Not suitable for exterior timber, flooring or vertical surfaces.



Exterior Collection

Preparation


As with painting, a beautiful, long-lasting finish on timber depends on preparing the surface properly. Before applying any exterior timber coating it is important to remove all the weathered timber fibres and surface contaminants that discolour the timber and impede the even absorption of the coating.



WOODCLEAN™

Woodclean is a powerful, oxalic acid-based preparation treatment that aids the removal of oils, mould, stains and tannins from new and weathered timber. Ideal for rejuvenating grey, weathered timber, Woodclean is suitable for restoring decking, outdoor furniture, fences, pergolas and other exterior woodwork.

Use on:	New exterior timber or rejuvenate weathered timber.
Coverage:	10-20m ² per litre.
Clean up:	Water
Pack size:	1L, 4L






Decking & Exterior Oils

ENHANCE THE NATURAL LOOK

WET LOOK DECKING OIL

A timber finish that provides a freshly coated 'wet look'. The 'wet look' gloss finish weathers naturally over time, and can be restored with a single maintenance coat. Convenient to apply as it is fast-drying, has low odour and all application equipment can be cleaned up with water.


Use on:	Decking, timber walkways, steps, rails, fences, gates and other exterior timber.
Coverage:	8-12m ² per litre
No. of coats:	2-3
Recoat:	4 hours
Clean up:	Water
Pack size:	250ml, 4L, 10L



Wet Look Deck on Kwila



Wet Look Deck tinted to Jarrah on Kwila



Wet Look Deck tinted to Kwila on Kwila

Samples shown are two coats.

Decking & Exterior Oils

ENHANCE THE NATURAL LOOK

TRADITIONAL TIMBER OIL

A deep penetrating, traditional oil-based finish for decking and exterior timber. The oil gives a rich colour and preserves the natural look of timber. The added eucalyptus oil naturally dissolves gum residue and grease, ensuring a beautiful, even finish.



Use on:	All exterior timber including decking, steps, fences, gates, posts and beams.
Coverage:	6-10m ² per litre
No. of coats:	2-3
Recoat:	Allow to penetrate for 30 - 60 minutes. Remove excess prior to it becoming tacky then allow to dry for a further 60 minutes.
Clean up:	Mineral turpentine
Pack size:	4L, 10L



Natural on Kwila*

Merbau on Kwila*

Merbau on Pine



Uncoated Band Sawn Cedar

Natural

Kwila/Merbau

Hickory

Millers Gold



New Bronzestone

Pewter Grey

Cedartone

Autumn Tone

Manuka

Samples shown are two coats on band sawn cedar. *Product factory packed.

20 The final appearance of timber finishes is affected by many factors including timber colour and species, and the number of coats (the higher the number of coats, the darker the colour). This brochure should be used as an indicative guide of colour only.

Decking & Exterior Stains

TRANSFORM THE NATURAL LOOK


TIMBER & DECK STAIN

A penetrating, semi-transparent exterior timber finish. It adds rich colour and a subtle sheen to timber, highlighting the natural beauty of the timber grain. The two coat system is ideal for transforming the colour of timber, or rejuvenating the colour of old weathered timber. It protects timber from the destructive effects of water, UV and mould. It is resistant to cracking, peeling and blistering and is suitable for use over bare and previously coated timber.


Use on:	Perfect for decks and all exterior timber. Suitable for interior doors, interior exposed beams, window frames and skirting boards.
Coverage:	8–12m ² per litre
No. of coats:	2
Recoat:	12 hours
Clean up:	Mineral turpentine
Pack size:	250ml, 4L, 10L



Kwila timber



Taman Merbau



Black Japan




Grey Mountain Ash


Treated Pine timber



Taman Merbau



Black Japan



Grey Mountain Ash

Samples shown are two coats.

Furniture Oils


ENHANCE THE NATURAL LOOK

OUTDOOR FURNITURE OIL

A protective, penetrating oil that has been formulated to preserve and maintain the natural beauty of outdoor timber furniture. It penetrates deeply to enrich the timber with a natural matt finish that is available in clear or two tinted natural timber tones. With added eucalyptus oil, it has UV and mould resistant properties and has excellent water resistance.



Use on:	Outdoor timber furniture, including barbecue trolleys.
Coverage:	1 litre should provide two coats for the average 5 piece outdoor setting. 6-10m ² per litre
No. of coats:	2
Recoat:	12 hours
Clean up:	Mineral turpentine
Pack size:	1L, 2L



Clear on Kwila



Teak on Teak



Jarrah on Kwila

Exterior Clears

ENHANCE THE NATURAL LOOK














WEATHERPROOF VARNISH

A clear, marine grade, polyurethane timber finish, it incorporates maximum UV screening to provide excellent, long lasting protection against the elements. Ideal for where a tough clear satin or gloss finish is required with resistance to sunlight, salt mist, chemicals, oils and solvents.

Use on:	Exterior woodwork including doors, window frames, trim, gates and furniture. Also perfect for interior applications.
Coverage:	10–12m ² per litre
No. of coats:	3–4
Recoat:	12 hours
Clean up:	Mineral turpentine
Pack size:	1L, 4L









Product Reference Table

PRODUCT	DESCRIPTION	USE ON	PREPARATION
INTERIOR COLLECTION			
 Sanding Sealer	A clear, fast drying timber sealer that dries to fill the timber grain. Once sanded back, it provides a super smooth surface which can be stained and top coated to achieve a mirror finish with varnish or french polish.	Ideal for filling open grain timbers.	-
 Timber Floor Stain & Varnish Black Japan™	Timber Floor Stain & Varnish Black Japan is a one-step, durable protection product to help achieve your dream rich black flooring.	Bare timber and cork flooring (existing timber must be sanded back to bare before coating with Timber Floor Stain & Varnish)	-
 Timber Floor Stain & Varnish Liming White	Create a new airy, bright feel to any room with the Timber Floor Stain & Varnish Liming White.	Bare timber and cork flooring (existing timber must be sanded back to bare before applying Timber Floor Stain & Varnish Liming White)	-
 Timber Floor Oil	Feast Watson Timber Floor Oil is a traditional, natural timber oil carefully extracted from the nut of the Tung tree. This beautiful oil penetrates deeply into timber and dries to a subtle matt finish. Simply wax and buff to achieve a lustrous Sheen.	All interior timber including floors, furniture, benchtops and panelling.	-
 Proofstain Traditional Stain	Traditional spirit based dye stain that may be used neat to achieve rich deep colours or diluted with Proofstain Colour Reducer to achieve lighter shades. Colours can be mixed together to achieve an exact colour match or custom shades.	All interior timber including floors, furniture, trim, panelling, window frames, skirting boards, doors, plywood and MDF.	Proofseal (oily timber & floors) Sanding Sealer (open/rough grain)
 Stain & Varnish	Traditional timber stain combined with a highly durable clear polyurethane. Transforms interior furniture and woodwork with rich, classic timber tones.	All interior woodwork including furniture, trim, panelling, window frames, skirting boards and doors. Not suitable for flooring.	Proofseal (oily timber) Sanding Sealer (open grain timber)
 Stain & Varnish Liming White	Water-based varnish combined with a stain for one-step soft, milky finish and protection on interior timber.	All interior woodwork including furniture, trim, panelling, window frames, skirting boards and doors. Not suitable for flooring.	Proofseal (oily timber)
 Clear Varnish	A silky smooth, tough, clear satin polyurethane finish.	All interior furniture including panelling, doors, windows, architraves and trim. Not suitable for flooring.	Proofseal (oily timber) Sanding Sealer (open grain timber)
 Scandinavian Oil	A clear blend of oils and resins, ideal for highlighting and restoring the natural colour and grain of timber.	All interior woodwork including furniture, architraves, trims, blinds and panelling.	Proofseal (oily timber) Sanding Sealer (open grain timber)
 Fine Buffing Oil	Clear, rich, wax-oil. Ideal for a traditional hand rubbed finish.	All interior woodwork and furniture including cabinets, architraves, doors, trims and panelling.	Proofseal (uncoated timber) Clear Varnish (coated timber)
 Kitchen Timber Oil	An easy to use, fast-drying oil that penetrates into the timber. Contains genuine tung oil.	Interior timber including benchtops, cutting boards, furniture, cabinetry and trims.	-
 Wipe-On Poly	A clear, silky smooth, oil based polyurethane that provides durable protection with classic, hand-rubbed beauty.	All interior woodwork including furniture, doors, windows, architraves, panelling and trim.	-
 Glass Finish	A two part, high build epoxy which provides an extremely durable, high gloss, glass-like finish.	All interior timber furniture and accessories. Ideal for small craft or decoupage projects, and interior timber benches and table tops. Suitable as an embedding or casting medium. Note: Not suitable for exterior timber, flooring or vertical surfaces.	Proofseal

FINISH/APPEARANCE	APPLY WITH	COVERAGE	NO. OF COATS	RECOAT	CLEAN UP	PACK SIZE
-	-	8-10m ² /L	1-2 depending upon grain depth	-	Mineral turpentine	250ml, 1L
<ul style="list-style-type: none"> •Traditional Black Japan look •Allows the grain pattern of timber to remain visible •Extra coats build colour depth 	Brush, roller, lambswool applicator	8m ² /L	1-3 *	12 hours	Mineral turpentine	4L
<ul style="list-style-type: none"> •Soft milky effect to timber •Protection for timber floors •Non yellowing 	Brush, roller, lambswool applicator	8m ² /L	1-3 *	2 hours	Water	4L
<ul style="list-style-type: none"> •Clear natural oiled look •Matt finish 	Lambswool applicator, roller, brush (floors) Brush, soft clean cloth/pad (interior woodwork)	10-12m ² /L	2 (or more)	24 hours	Mineral turpentine	1L, 4L
<ul style="list-style-type: none"> •Allows full clarity of timber grain to show through •Apply top coat to achieve desired sheen level 	Brush, rag or lambswool floor applicator	Approx. 8m ² /L undiluted**	1 (or more)	30 mins (neat) 1 hour (diluted) Top coat after 30 mins (neat) 12 hours (diluted)	Methylated spirits	250ml, 1L 1L only available in the most popular colours
<ul style="list-style-type: none"> •Adds colour & sheen to timber in one step •Gloss & satin finish 	Brush	10-12m ² /L	1-3	12 hours	Mineral turpentine	250ml, 1L
<ul style="list-style-type: none"> •Soft milky effect to timber •Satin finish •Non yellowing 	Brush	10-12m ² /L	1-3	2 hours	Water	250ml, 1L
<ul style="list-style-type: none"> •Clear smooth film •Matt, satin or gloss finish 	Brush, roller, applicator, spray	10-12m ² /L	3	8 hours	Mineral turpentine	250ml, 500ml, 1L, 4L
<ul style="list-style-type: none"> •Clear natural finish •Matt-satin finish 	Brush, soft clean cloth/pad	15-18 m ² /L	2 (or more)	8 hours	Mineral turpentine	250ml, 1L
<ul style="list-style-type: none"> •Clear natural finish •Mellow natural lustre •Buff to high gloss 	Nylon scouring pad, fine steel wool, soft clean cloth/pad	20m ² /L	1 (or more)	12 hours	Mineral turpentine	250ml
<ul style="list-style-type: none"> •Clear natural oiled look •Matt finish 	Soft clean cloth	10-12m ² /L	2 (or more)	24 hours	Mineral turpentine	250ml, 1L
<ul style="list-style-type: none"> •Classic, hand-rubbed look •Gloss or satin finish 	A clean lint free cloth	16m ² /L	As many as necessary to achieve desired result	6 hours	Mineral turpentine	1L
<ul style="list-style-type: none"> •High gloss, glass-like finish •Scratch resistant •Equivalent to 60 coats of varnish in a single application 	Brush or spreader. Do not roll or spray	1m ²	1	N/A	Epoxy thinners	1m ² kit

Product Reference Table

PRODUCT	DESCRIPTION	USE ON	PREPARATION
 French Polish	Warm, high gloss french polish. A shellac-based spirit varnish for use on furniture where a deep patina is desired.	Fine furniture and french polish surfaces.*	-
 Furniture Polish	Enhance the beautiful, natural characteristics of your timber with Feast Watson Furniture Polish.	Coated interior timber furniture. Not suitable for uncoated timber.	Surface must be clean and dry.
 Hard Wax	Helps to fill minor scratches and builds a protective, hard wearing layer on top of existing coatings.	Interior timber furniture.	Ensure the surface of the sealed timber is clean and dry before applying Hard Wax.
 Soft Wax	Restore your beautiful interior timber with an elegant wax finish and bring back the traditional timber glow you love with Feast Watson Soft Wax.	Detailed timber furniture and home décor.	Ensure the surface of the sealed timber is free from dust. Give your item a quick wipe over with a dry cloth.
 Kitchen Timber Wax	Feast Watson Kitchen Timber Wax is formulated with a food grade mineral oil, Australian beeswax, and is fragrance free.	Chopping Boards, Timber bowls, Utensils and other timber kitchen items.	Before applying Kitchen Timber Wax, clean your chopping boards, utensils and bowls with warm soapy water and allow to dry.
 Orange Oil	A silicone free oil that cleans and restores the natural beauty of timber. It is ideal for maintaining a satin finish on antiques and fine furniture and rejuvenating tired old wood. Perfect for use on chopping boards.*	To nourish unpolished surfaces and keep wooden, wicker and cane furniture in good condition.	Surface must be clean and dry.
 Surface Restore	Attain a traditional, classic finish to your interior timber with Feast Watson Surface Restore. Surface Restore not only protects your timber, but can be used to restore your beautiful gloss or satin timber to it's original glory.	Ideal for worn furniture, cabinets, trims and all interior woodwork.	Surface must be clean and dry.

EXTERIOR COLLECTION

 Woodclean™	Cleans and rejuvenates new and weathered timber, and prepares timber for coating by removing dirt, oils, mould, tannins and other contaminants.	New exterior timber or rejuvenate weathered timber.	-
 Wet Look Decking Oil	A timber finish that provides a lasting, freshly coated 'wet look'.	Decks, timber walkways, steps, rails, fences, gates and other exterior timber.	Woodclean
 Traditional Timber Oil	A traditional oil, enriched with eucalyptus for a beautiful even finish on decking and exterior timber.	All exterior timber including decking, steps, fences, gates, posts and beams.	Woodclean
 Timber & Deck Stain	A penetrating, semi-transparent exterior timber finish. It adds rich colour and a subtle sheen to timber.	Perfect for decks. Suitable for all exterior timber and interior doors, exposed beams, window frames and skirting boards.	Woodclean (Exterior surfaces only)
 Outdoor Furniture Oil	A protective, penetrating oil that has been formulated to preserve and maintain the natural look of outdoor timber settings.	Outdoor timber furniture, including barbecue trolleys.	Woodclean
 Weatherproof Varnish	A clear, polyurethane timber finish incorporating UV screening that provides excellent all round timber protection.	Exterior woodwork including doors, window frames, trim, gates and furniture. Also perfect for interior applications.	Woodclean (Exterior surfaces) Proofseal (Interior surfaces)


FINISH/APPEARANCE	APPLY WITH	COVERAGE	NO. OF COATS	RECOAT	CLEAN UP	PACK SIZE
<ul style="list-style-type: none"> •Warm, high gloss •French polish finish 	Brush, lint-free pad, french polish mop or rubber	12-14m ² /L	4 (or more)	1 hour	Methylated spirits	250ml
<ul style="list-style-type: none"> •Natural finish 	Soft damp cloth or pad. Water dampened application or mop	-	1	N/A	Warm water & soap	500ml
<ul style="list-style-type: none"> •Natural finish •Can be buffed to impart a lustrous sheen 	Apply a thin even coating of Wax using a soft dry cloth or pad.	-	1 or more as desired	5 - 15 minutes	Soak application cloths in water prior to disposal.	125g
<ul style="list-style-type: none"> •Satin 	Apply a thin, even coat of Soft Wax using a soft dry cloth.	-	1 or more as desired	5 - 15 minutes	Soak application cloths in water prior to disposal	125g
<ul style="list-style-type: none"> •Satin 	Using a soft cloth, apply Kitchen Timber Wax in a circular motion. Ensure all areas of your item are coated.	-	1 or more as desired	5 - 15 minutes	Warm water & soap	125g
<ul style="list-style-type: none"> •Natural satin finish 	Soft damp cloth or pad. Water dampened application or mop.	-	As desired	N/A	Mineral turpentine	250ml
<ul style="list-style-type: none"> •Satin - Gloss •Can be buffed to a higher gloss 	Use a nylon scouring pad or fine steel wool (000). Note: For soft timbers such as pine, apply using a soft cloth.	20m ² /L	1 More coats can be applied to achieve a higher sheen	After 12 hours	Mineral Turpentine. Soak application cloths in water prior to disposal	250ml

-	Stiff bristled brush or broom	10-20m ² /L	1 Severe stains and tannin rich timbers may require a stronger mix or repeat applications	20 mins	Water	1L, 4L
<ul style="list-style-type: none"> •Gloss 'wet look' finish •Freshly coated 'wet timber' look •Semi-transparent •Enhances timber grain 	Brush, lambswool applicator	8-12m ² /L	2-3	4 hours	Water	250ml, 4L, 10L
<ul style="list-style-type: none"> •Matt, traditional oil finish •Rich colour •Semi-transparent, natural look 	Brush, lambswool applicator	6-10m ² /L	2-3	Allow to penetrate for 30-60 minutes. Remove excess prior to it becoming tacky. Allow to dry for a further 60 minutes	Mineral turpentine	4L, 10L
<ul style="list-style-type: none"> •Transforms colour of timber •Adds subtle sheen •Retains timber grain 	Brush, roller, applicator, spray	8-12m ² /L	2	12 hours	Mineral turpentine	250ml, 4L, 10L
<ul style="list-style-type: none"> •Semi-transparent, natural look •Enhances the timber grain •Matt finish 	Brush	6-10m ² /L	2	12 hours	Mineral turpentine	1L, 2L
<ul style="list-style-type: none"> •Transparent, colourless look •Enhances the timber grain •Gloss & satin finish 	Brush, roller, spray	10-12m ² /L	3-4	12 hours	Mineral turpentine	1L, 4L



FEAST WATSON®

For further information about Feast Watson products or their application, please call our Customer Service Team on **0800 222 687** or visit our website www.feastwatson.co.nz

 @feast_watson

 pinterest.com/feastwatson

150 Hutt Park Road, Gracefield, Lower Hutt, Wellington 5010
Feast Watson® is a registered trade mark. Woodclean, Black Japan, MasterTouch and Proofseal are trade marks.

Updated July 2022. FW-INT-EXT

Note: The final appearance of transparent and semi-transparent stains & oils is affected by many factors including timber colour and species, and the number of coats (the higher the number of coats, the darker the colour). The colour and timber species combinations in this book should be used as a guide only. Due to limitations of the printing process printed images and samples may not represent true colours. To see what your unique timber species and colour combination would look like, pick up a sample pot where available to trial.